


1010 **new**

Valvola a sfera a passaggio totale.
Attacchi filettati F.F.
Full bore ball valve. F.F.

PN40

WRAS



Finiture disponibili
Available finishing

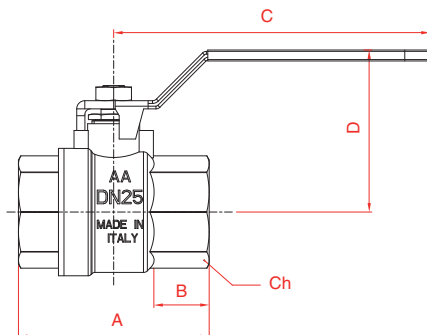
NICHEL
 NICKEL

Informazioni tecniche

- Pressione massima d'esercizio consigliata
1/2"G - 3/4"G 50 bar
1"G - 1"1/4G 40 bar
1"1/2G - 2"G 32 bar
2"1/2G - 4"G 16 bar
- Temperatura massima di utilizzo **160°C**.
- Materiali: **CW617N UNI EN 12165 - CW614N UNI EN 12164 - PTFE - HNBR - Acciaio.**

Technical informations

- *Maximum recommended working pressure*
1/2"G - 3/4"G 50 bar
1"G - 1"1/4G 40 bar
1"1/2G - 2"G 32 bar
2"1/2G - 4"G 16 bar
- *Maximum using temperature* **160°C**.
- *Materials:* **CW617N UNI EN 12165 - CW614N UNI EN 12164 - PTFE - HNBR - Acciaio.**



Ø	mm					
	A	B	C	D	Ch	
1/2"G	50	11	92	43	25	X 20-120
3/4"G	58	13	92	47	31	X 20-80
1"G	70	15	115	59	38	X 12-48
1"1/4G	80	17	115	64	47	X 8-32
1"1/2G	91	18	150	75	54	X 6-24
2"G	108	20,5	150	82	66	X 4-16
2"1/2G	132	20	220	107	84	X 8
3"G	151	24	220	116	96	X 6
4"G	179	27	250	153	123	X 2

1030 **new**

Valvola a sfera a passaggio totale.
Attacchi filettati F.F.
Full bore ball valve. F.F.

PN40

WRAS



Finiture disponibili
Available finishing

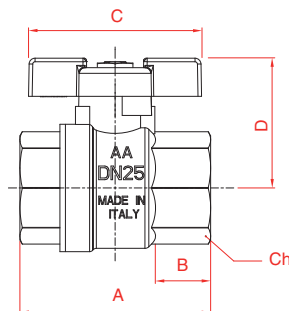
NICHEL
 NICKEL

Informazioni tecniche

- Pressione massima d'esercizio consigliata
1/2"G - 3/4"G 50 bar
1"G 40 bar
- Temperatura massima di utilizzo **160°C**.
- Materiali: **CW617N UNI EN 12165 - CW614N UNI EN 12164 - PTFE - HNBR - Acciaio.**

Technical informations

- *Maximum recommended working pressure*
1/2"G - 3/4"G 50 bar
1"G 40 bar
- *Maximum using temperature* **160°C**.
- *Materials:* **CW617N UNI EN 12165 - CW614N UNI EN 12164 - PTFE - HNBR - Acciaio.**



Ø	mm					
	A	B	C	D	Ch	
1/2"G	50	11	50	43	25	X 20-120
3/4"G	58	13	50	47	31	X 20-80
1"G	70	15	61	59	38	X 12-48